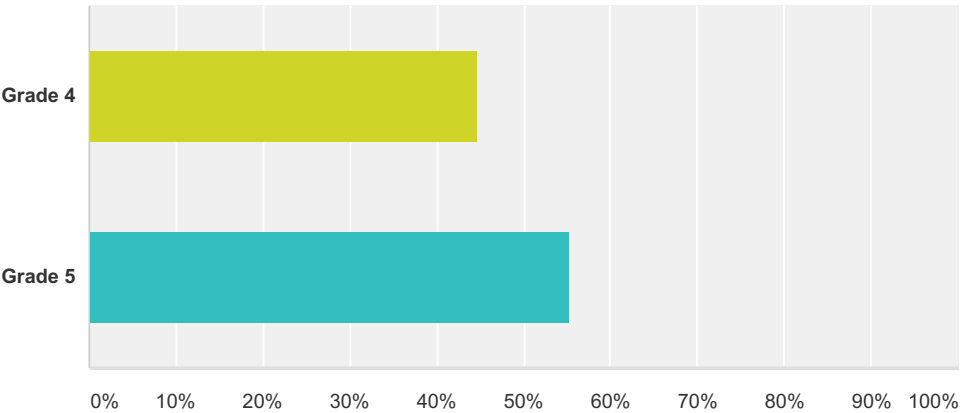


Q1 Please check your grade.

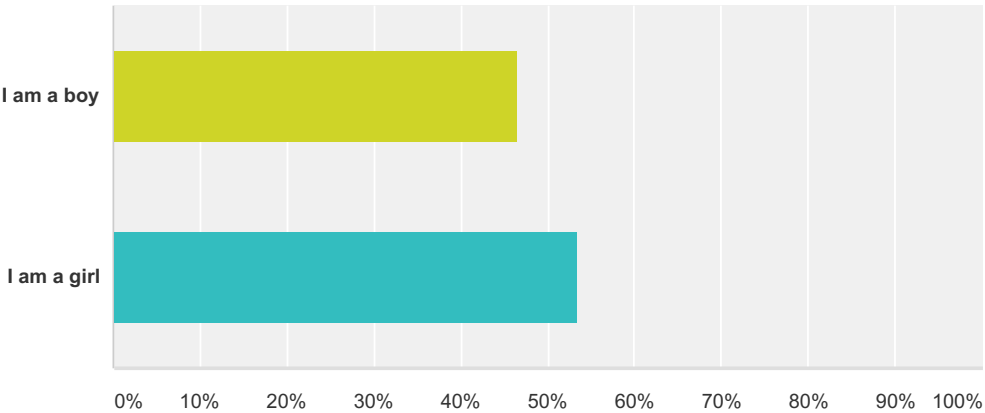
Answered: 179 Skipped: 0



Answer Choices	Responses	
Grade 4	44.69%	80
Grade 5	55.31%	99
Total		179

Q2 Please check one.

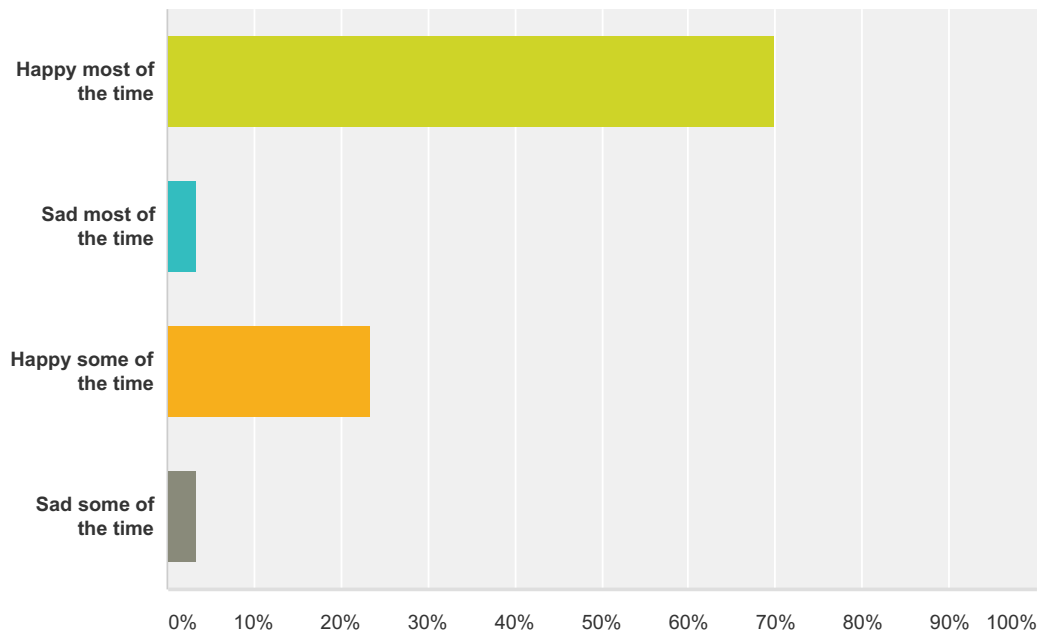
Answered: 178 Skipped: 1



Answer Choices	Responses	
I am a boy	46.63%	83
I am a girl	53.37%	95
Total		178

Q3 How would you describe yourself most of the time at school (please check one)

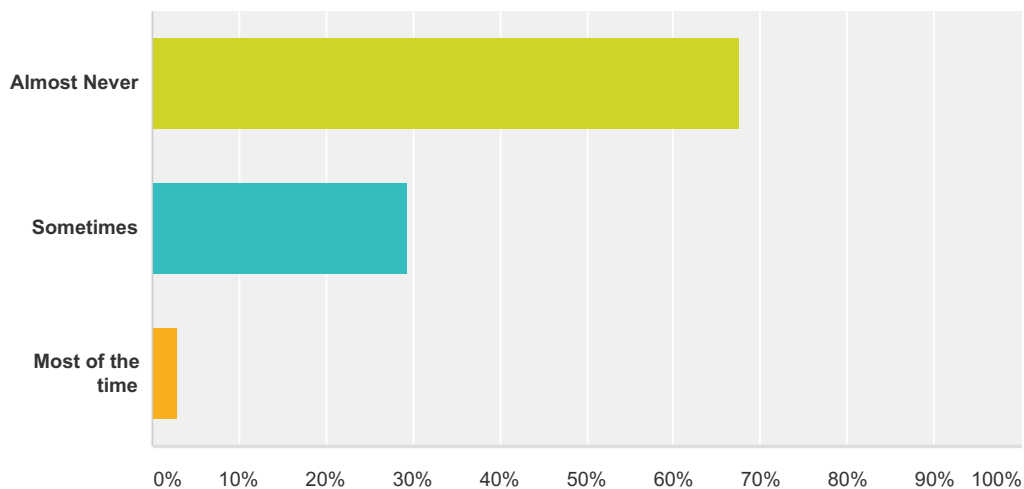
Answered: 176 Skipped: 3



Answer Choices	Responses	
Happy most of the time	69.89%	123
Sad most of the time	3.41%	6
Happy some of the time	23.30%	41
Sad some of the time	3.41%	6
Total		176

Q5 How often do you get nervous/uncomfortable at school?

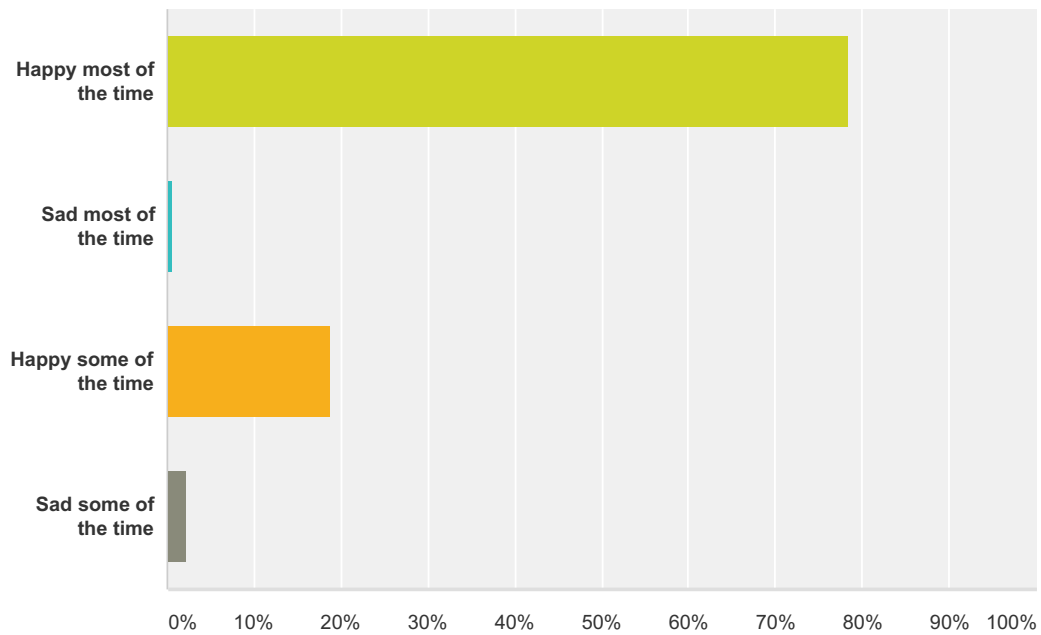
Answered: 173 Skipped: 6



Answer Choices	Responses	
Almost Never	67.63%	117
Sometimes	29.48%	51
Most of the time	2.89%	5
Total		173

Q7 How would you describe yourself most of the time at home? (Please check one)

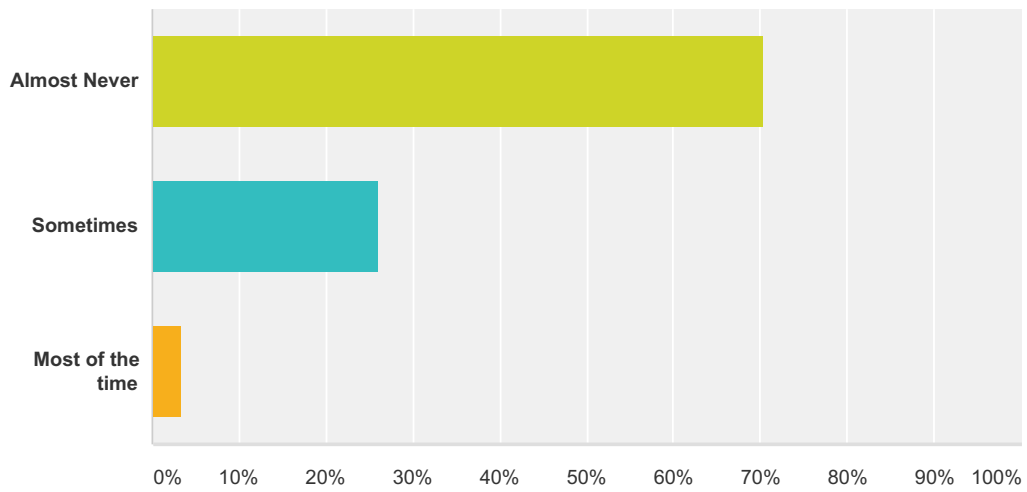
Answered: 176 Skipped: 3



Answer Choices	Responses	
Happy most of the time	78.41%	138
Sad most of the time	0.57%	1
Happy some of the time	18.75%	33
Sad some of the time	2.27%	4
Total		176

Q8 How often do you get nervous or worried at home?

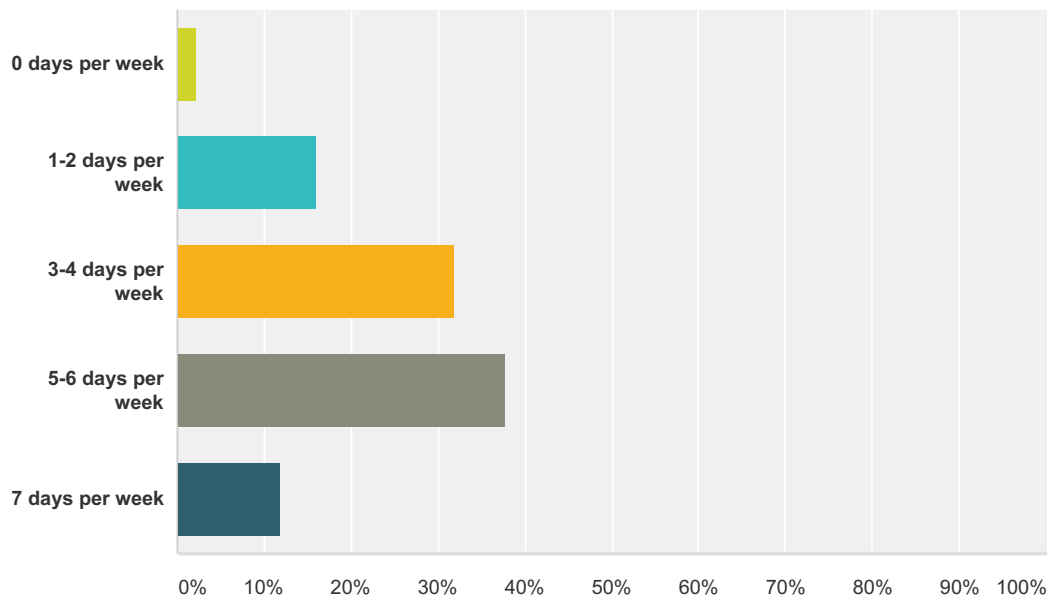
Answered: 176 Skipped: 3



Answer Choices	Responses	
Almost Never	70.45%	124
Sometimes	26.14%	46
Most of the time	3.41%	6
Total		176

Q9 How often do you have an activity outside of school (sports, music, lessons, religious classes, dance, art, tutoring,etc.)

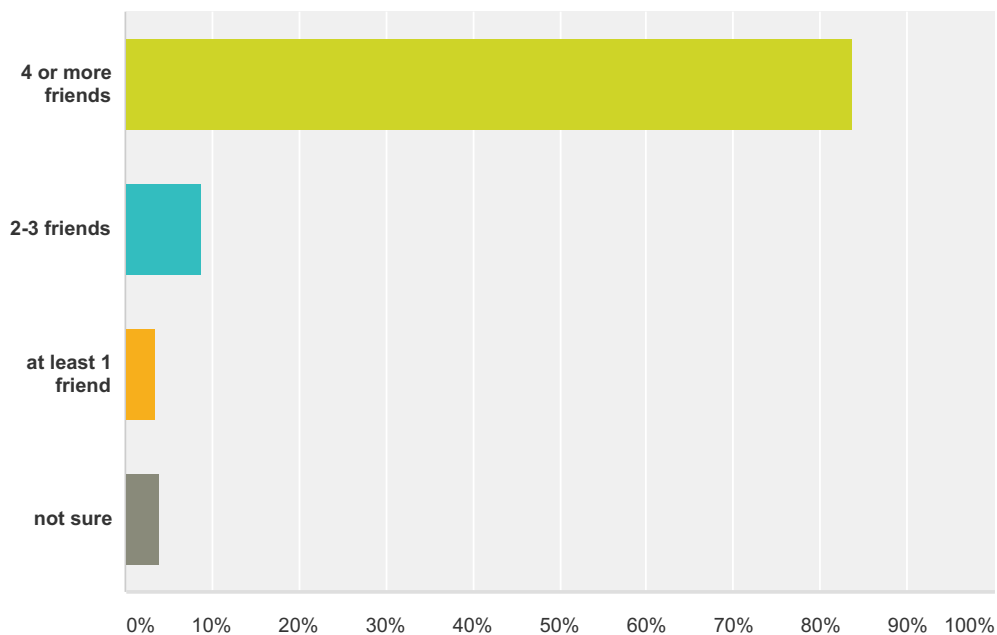
Answered: 175 Skipped: 4



Answer Choices	Responses
0 days per week	2.29% 4
1-2 days per week	16.00% 28
3-4 days per week	32.00% 56
5-6 days per week	37.71% 66
7 days per week	12.00% 21
Total	175

Q10 I have friends to be with at recess.

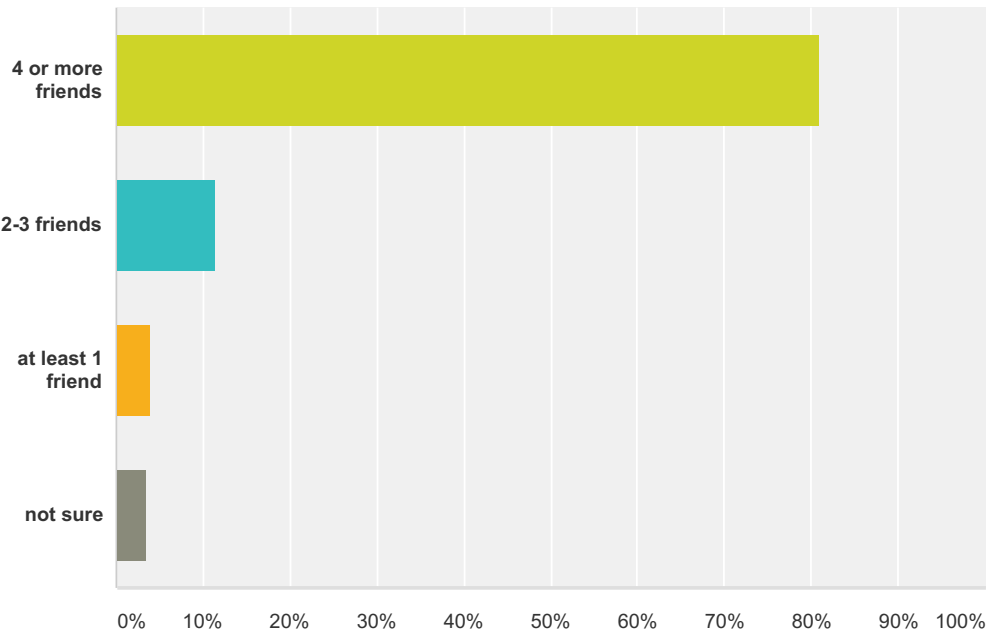
Answered: 173 Skipped: 6



Answer Choices	Responses	
4 or more friends	83.82%	145
2-3 friends	8.67%	15
at least 1 friend	3.47%	6
not sure	4.05%	7
Total		173

Q11 I have friends to sit next to at lunch

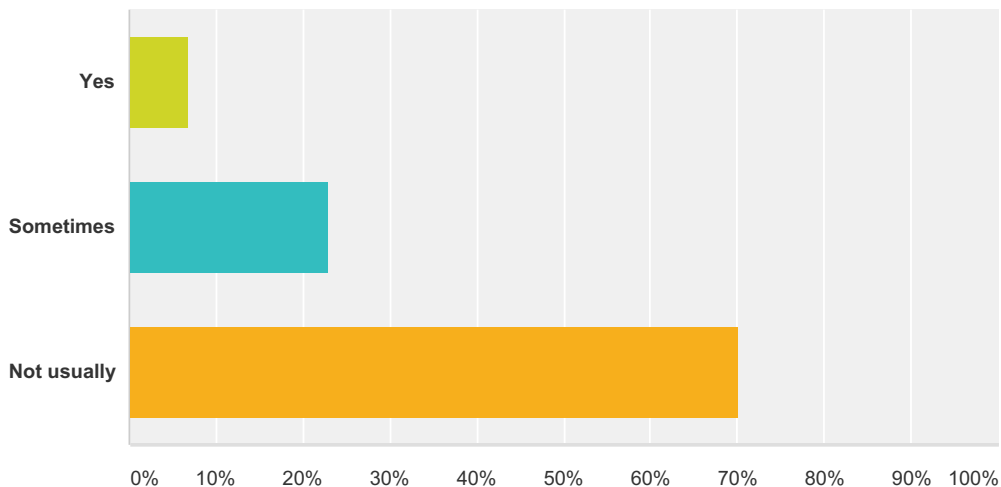
Answered: 173 Skipped: 6



Answer Choices	Responses	
4 or more friends	80.92%	140
2-3 friends	11.56%	20
at least 1 friend	4.05%	7
not sure	3.47%	6
Total		173

Q12 I feel stressed when I am at school.

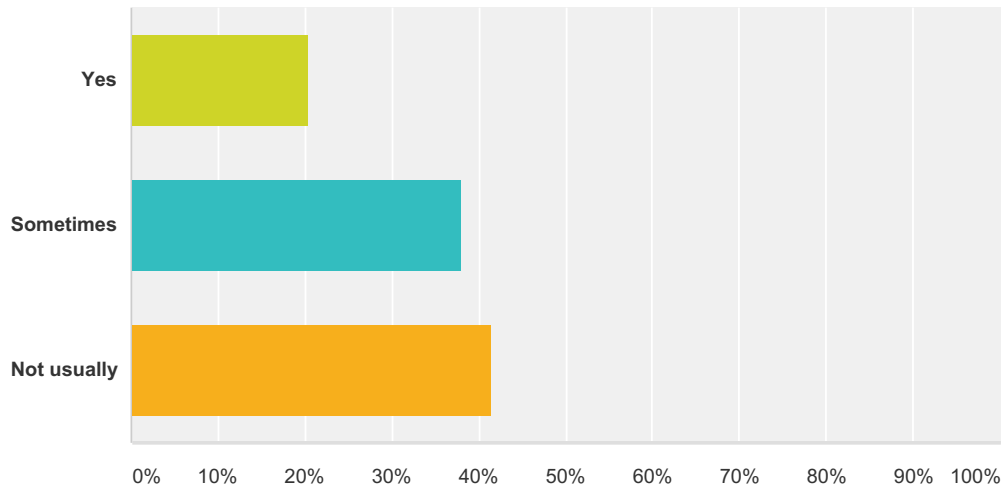
Answered: 174 Skipped: 5



Answer Choices	Responses	
Yes	6.90%	12
Sometimes	22.99%	40
Not usually	70.11%	122
Total		174

Q14 I feel nervous about PARCC testing

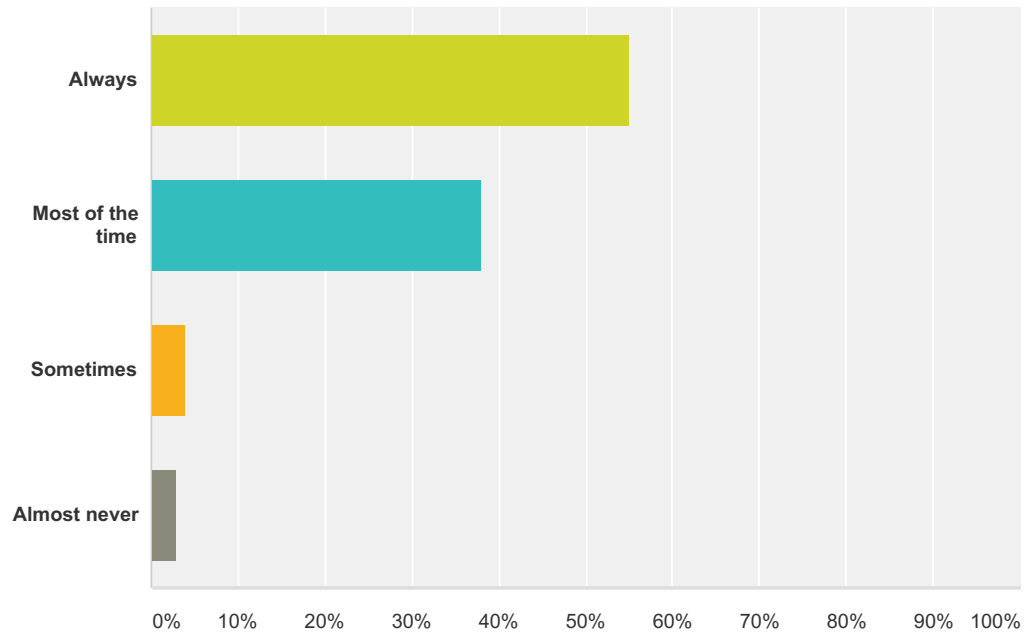
Answered: 176 Skipped: 3



Answer Choices	Responses	
Yes	20.45%	36
Sometimes	38.07%	67
Not usually	41.48%	73
Total		176

Q15 I feel safe at Claypit Hill School

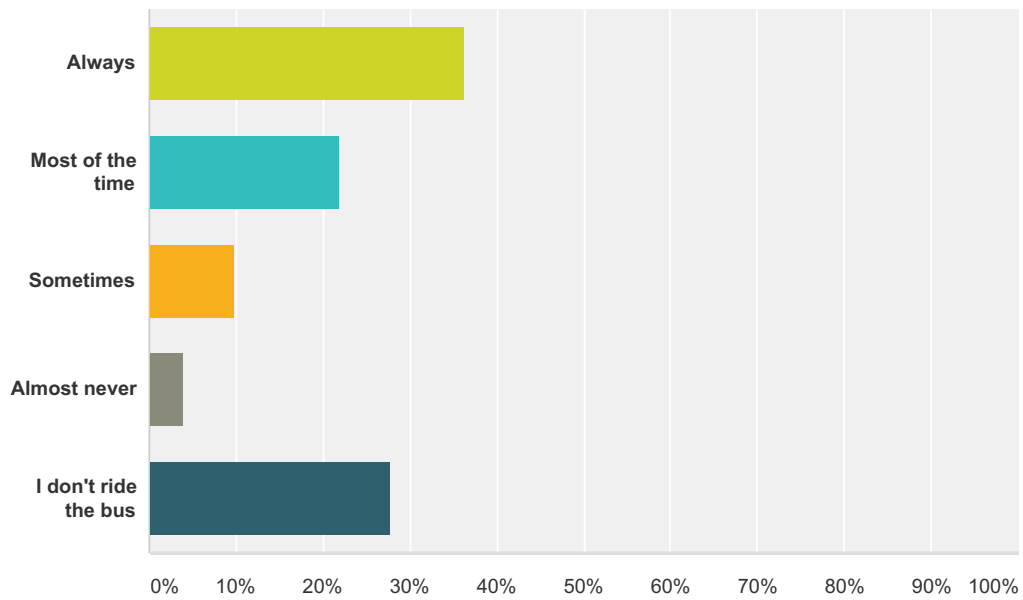
Answered: 174 Skipped: 5



Answer Choices	Responses	
Always	55.17%	96
Most of the time	37.93%	66
Sometimes	4.02%	7
Almost never	2.87%	5
Total		174

Q16 I feel safe when riding the bus to and from school

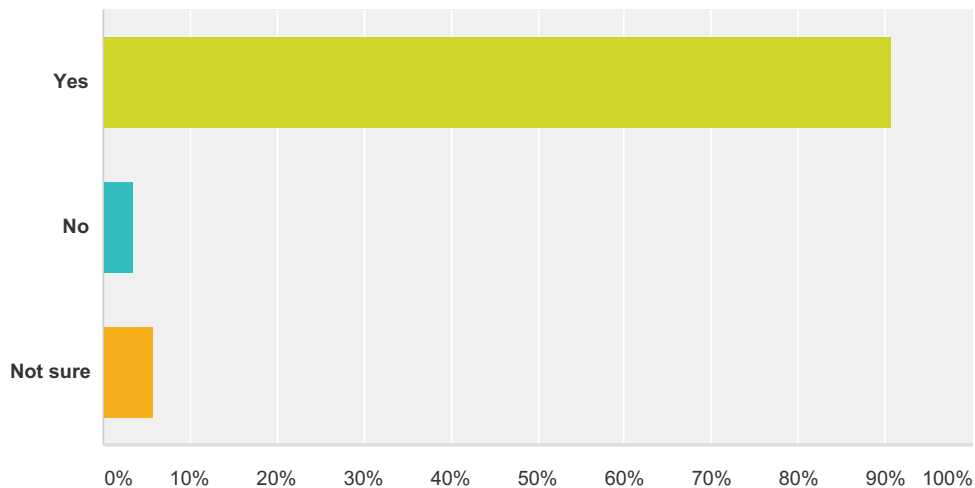
Answered: 173 Skipped: 6



Answer Choices	Responses	
Always	36.42%	63
Most of the time	21.97%	38
Sometimes	9.83%	17
Almost never	4.05%	7
I don't ride the bus	27.75%	48
Total		173

Q17 I know an adult at Claypit who I can talk to if I have a problem at school, on the bus, or at home.

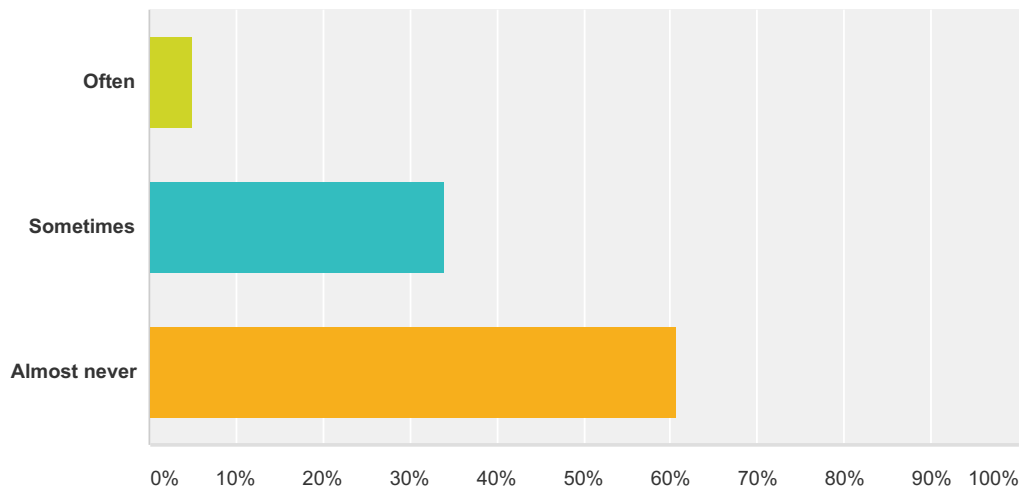
Answered: 174 Skipped: 5



Answer Choices	Responses	
Yes	90.80%	158
No	3.45%	6
Not sure	5.75%	10
Total		174

Q20 Have you ever felt as though you have been bullied or as though kids were teasing you at school?

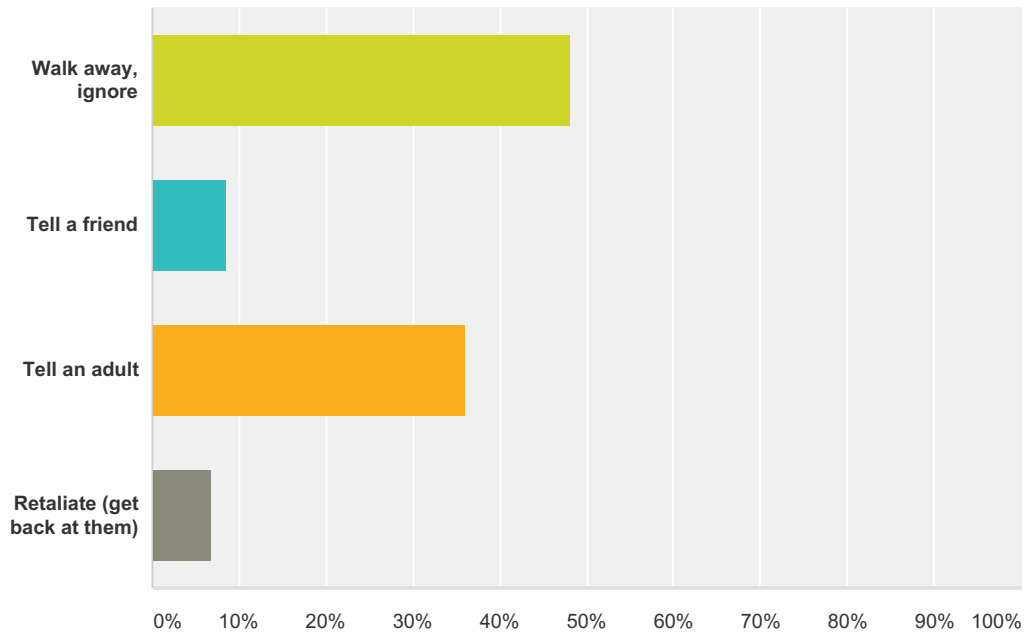
Answered: 176 Skipped: 3



Answer Choices	Responses	
Often	5.11%	9
Sometimes	34.09%	60
Almost never	60.80%	107
Total		176

Q21 If you answered "often" or "sometimes" to question #20, what did you do?

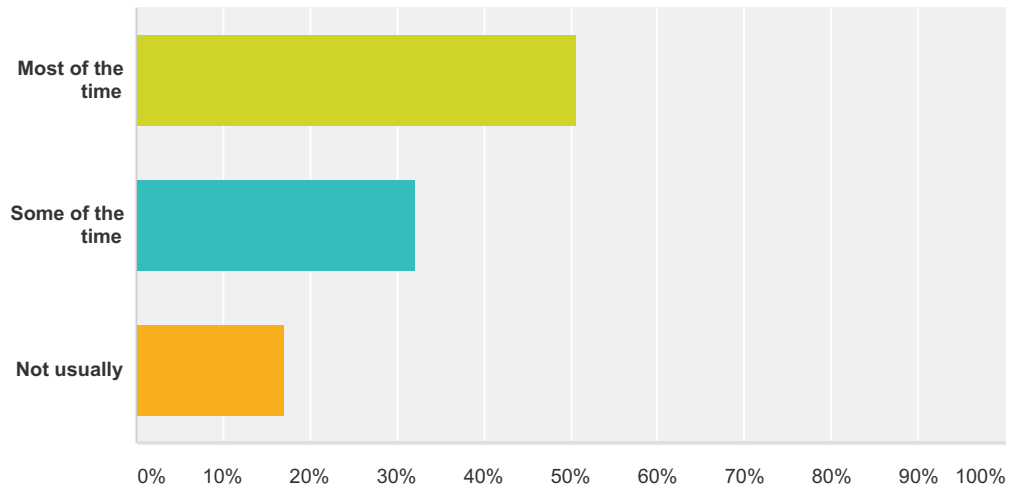
Answered: 58 Skipped: 121



Answer Choices	Responses	
Walk away, ignore	48.28%	28
Tell a friend	8.62%	5
Tell an adult	36.21%	21
Retaliate (get back at them)	6.90%	4
Total		58

Q22 If you do tell an adult at school about being bullied or teased, do you feel better after you have talked to an adult?

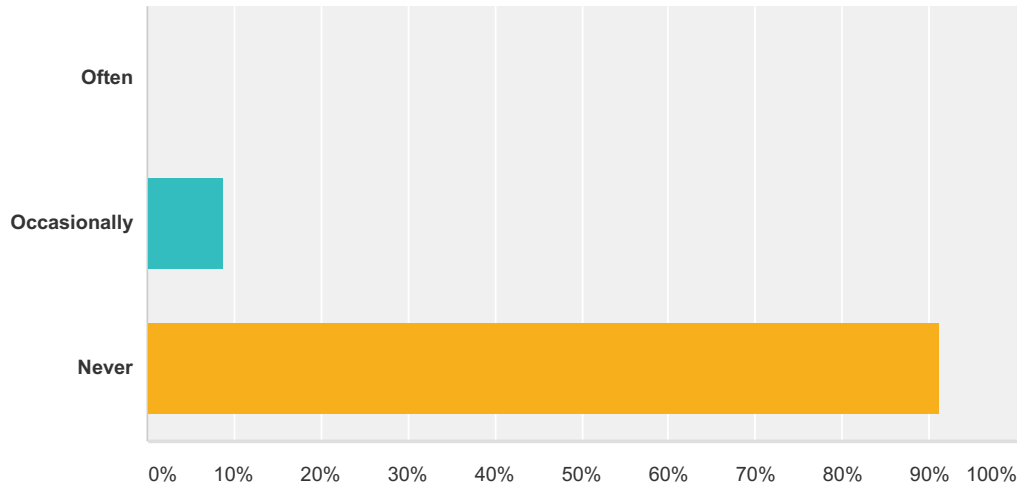
Answered: 146 Skipped: 33



Answer Choices	Responses	
Most of the time	50.68%	74
Some of the time	32.19%	47
Not usually	17.12%	25
Total		146

Q23 Have you ever been involved in a mean spirited act at school when you or a group have targeted one student or a group of students?

Answered: 172 Skipped: 7



Answer Choices	Responses	
Often	0.00%	0
Occasionally	8.72%	15
Never	91.28%	157
Total		172